

New and different learning experience

**The EVF HOW Plus advanced hands-on
European courses**

Bo Eklöf

Peter Neglén

Sweden

Disclosures

- None



European Venous Forum

- Created by Andrew Nicolaides and Michel Perrin in 1999
- Objective: To develop and expand practical venous education
- Arranges Annual Scientific meetings, Consensus Meetings etc.
- There was a need to **develop an educational arm**, which would fit with the organization's objective.



Peter Neglén

I and Peter Neglén, the pioneer together with Seshadri Raju for stenting of ilio caval obstruction, created the

European Venous Forum Hands-on Workshop





EVF HOW started in 2010 with 1st Workshop in Larnaca, Cyprus

Mission statement - Education and hands-on practice for the benefit of patients with venous disease

General Objectives

To educate, train and update learners (the delegates) in the current clinical management of patients with venous disease by close informal interaction with venous experts during lectures, case discussions and hands-on activities in small groups

At the end of this course the learner should be able to

- identify venous disease in patients
- apply appropriate venous investigations
- construct a plan for management
- understand different interventional procedures
- successfully incorporate treatment of venous patients in his/her practice
- realize when to refer a patient for expert care



The basic principles of the EVF HOW

- Learners limited to 100
- Faculty/learner ratio high – 1/3
- Hands-on sessions truly hands-on, not small lectures or demonstration only
- Informal learning sessions to allow uninhibited communication between learners, faculty members and industry representatives
- Plenty of time for discussion, greatest interaction at the workshop stations
- Learners to bring their own cases for presentation and discussion
- No exhibition or parallel activity.



Main emphasis on Workshop stations

- Circuit of 24 workshop stations
- Learners rotate and complete all workshop stations in a controlled time schedule
- Each learner spends 30 min in groups of four at each station
- Interaction with one faculty member and one industry expert at each station
- Each workshop station has a short description of the content, and three to five objectives to be reached

- Typical stations:

Duplex investigations

IVUS/Stenting

Saphenous ablation

Bandaging

Foamsclerotherapy

Compression stockings

Thrombectomy devices

IVC filter placement

Compression therapy

Ulcer treatment





Outcome Assessment

- Success is not measured in number of learners
- Outcome of instruction tested by MCQ test performed before and after the workshop
- Response rate of 90% with significant improvement: mean increased by 35%; median by 50%
- >90% of learners have indicated that EVF HOW would change their clinical practice in the future



evf HOW Plus

Improving the skill sets of venous therapists

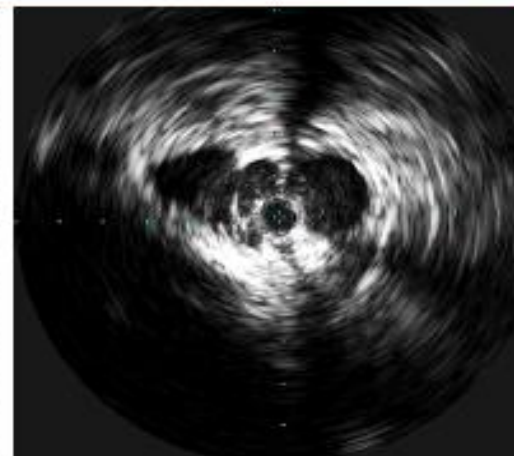
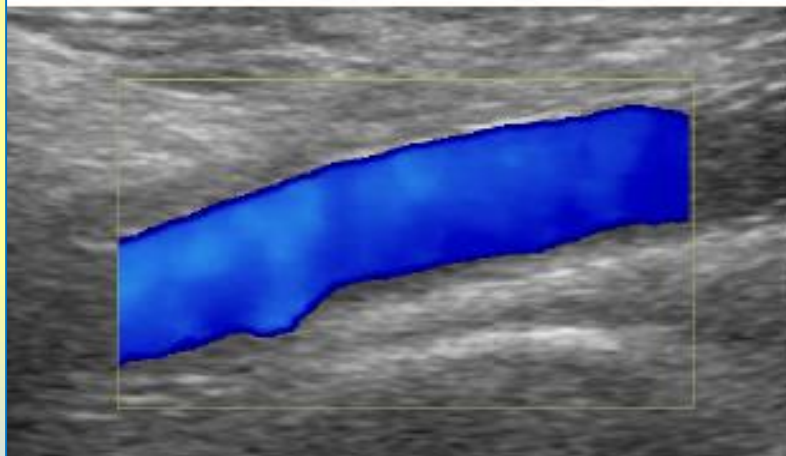
- Demand for more in-depth instruction in a clinical setting
- The advanced courses, EVF HOW Plus, were created in 2015
- The objective:
 - is to ensure that the learner has sufficient skills to initiate the use of a procedure by providing detailed knowledge, training and preceptorship in a clinical setting
- Collaboration between EVF HOW and enthusiastic colleagues devoting time to instruction

Stenting of the Femoro-Ilio-Caval Outflow

EVF HOW Plus Course
Modena, Italy - 23-24 April, 2015

Course Directors: Oscar Malefi and Marzia Lugli

Vascular Surgery Unit
Hesperia Hospital Modena, Italy
www.chirurgiavascolaremodena.it
www.dvrs-club.net












Deep Valve Repair

EVF HOW Plus Course
Modena, Italy - 4-5 May, 2015

Course Directors: Oscar Maletti and Marzia Lugli

Vascular Surgery Unit
Hesperia Hospital Modena, Italy
www.chirurgiavascolaremodena.it
www.dvrs-club.net









Neovalve is also performable in valve agenesis







Registration is open, Meet the Experts!

Register for this unique course with Experts in the field of Management of Venous Leg Ulcers!!

Main Objective:

To ensure sufficient skills by providing detailed theoretical and clinical knowledge with hands on clinical experience in treating Venous Leg Ulcers: **Compression – Foam – Shaving – Fasciectomy – Mesh-graft**

Is this course for you?

Yes, if you wish an update in modern management of venous leg ulcers based on hands-on interactive activities with experienced experts. Previous attendance in EVF HOW is an advantage. We will only accept 10 learners for this course.

Course Directors: Alfred Obermayer and Hugo Partsch

Course Dates: Thursday 29 – Friday 30 September 2016

Venue: Medical Office Dr. Obermayer and St. Josef KH Hospital, Vienna, Austria

Course Fee: €500.00 including:

All learning events – (see detailed programme at www.evfvip.com)

Hands-on workshops on:

- ☒ diagnosis using duplex scanning, "sourcing"
- ☒ ABPI, pulse oscillography
- ☒ compression therapy using bandages and stockings
- ☒ ultrasound guided foam sclerotherapy
- ☒ surgical management of venous ulcers including abolition of reflux, shaving, fasciectomy and mesh grafts.

Refreshments, lunches and Dinner.

For further information and a registration form please visit www.evfvip.com or contact Dawn Bond at: exhibition@europeanvenousforum.org





evf HOW Plus 2017

- Deep valve repair – Modena, May
- Endovenous stenting – Modena, September
- Thrombolysis and stenting – London, November
- Venous Duplex scanning – Malmö, December

evf HOW Plus 2018

- Deep valve repair – Modena 16-17
April
- Endovenous stenting – Modena 7-8
May

evf HOW Plus 2018

Organizers

- Tomasz Urbanek, Poland
- Dawn Bond, UK

Future training in venous disease in Europe

- Basic training: vascular surgery, interventional radiology, etc
- EVF HOW
- EVF HOW Plus
- Creation of comprehensive venous centers
- Included in European venous training program leading to certification?

UEMS Multidisciplinary Joint Committee in Phlebology European Board of Phlebology

- Jean Jérôme Guex, France, President
- Fabrizio Mariani, Italy, Secretary
- Oscar Maletti, Italy, Vice-President
- Claudine Hamel-Desnos, France,
Treasurer
- 4.2.6. Training Requirements in
Phlebology