

Sclerotherapy with Butterfly

PD Dr. Felizitas Pannier

Bonn, Germany

CACVS, Paris, 2019

Disclosure

Speaker Name: PD Dr. F. Pannier


I have the following potential conflicts of interest to report:

- Speaker for Kreussler Company

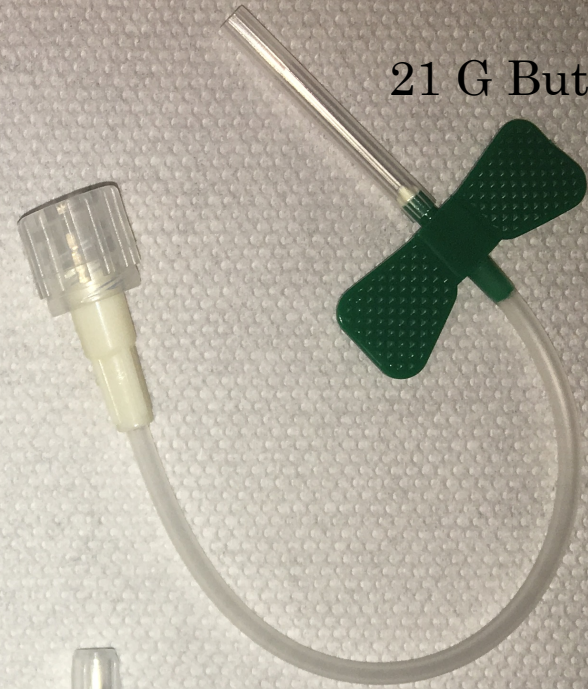
F-F Adapter



3ml Luer-Lok™ Syringes

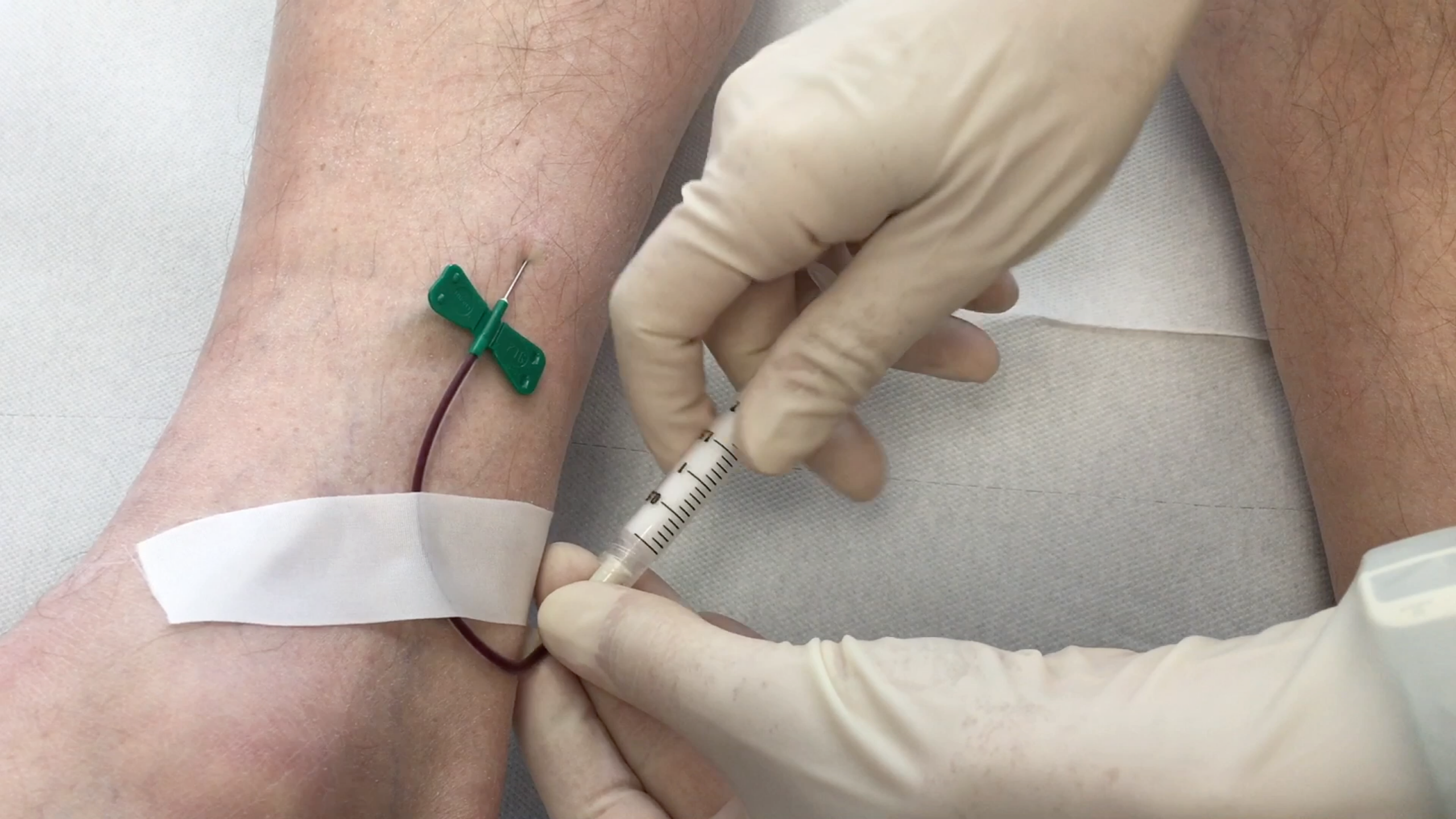


21 G Butterfly



20 G Needle





Summary

- The advantages for the butterfly-technique are :
 - Safe puncturing in upright position
 - Secure fixation of the needle
 - Suitable for large & small side-branches as well as reticular veins
 - Relative large needle size (21G) = no foam destruction
 - Immediate foam injection after production = application of the best possible foam quality
 - Puncturing of different locations of side-branches in the same session
 - No limitation by venous-spasm

Thank you for your attention!